


Small Size – Alloys


Rugged Durability, With Broad Heat and Pressure Capabilities, are Hallmarks of These Compact Switches

Ideal for shallow tanks or restricted spaces, or for low-cost, high volume use.

LS-1700 Series –
Buna N Float




LS-1700 Series –
Teflon® Float



Offer broad chemical compatibility for general purpose use. Also ideal for oils and water.

LS-1750 Series –
All Stainless Steel



LS-1755 Series –
All Stainless Steel



Rugged construction suitable for most corrosive liquids, and for high temperatures and pressures. Stainless steel is generally recognized as safe (GRAS) with FDA for food contact regulations.

Dimensions

LS-1700 Series		LS-1750 Series	LS-1755 Series
Buna N Float	Teflon® Float	Stainless Steel Float and Stem	
<p>2-1/16" (52.4 mm) 1-1/2" (38.1 mm) 1" (25.4 mm) 1" DIA. (25.4 mm) 1/8" NPT 1/2" HEX (12.7 mm) L₁†</p> <p>L₁ = 9/16" (14.2 mm) N.O.; 13/16" (20.6 mm) N.C.</p>	<p>2-1/16" (52.4 mm) 1-1/2" (38.1 mm) 3/4" (19.1 mm) 1" (25.4 mm) 1" DIA. (25.4 mm) 1/8" NPT 1/2" HEX (12.7 mm) L₁† SPRING FLAT WASHER</p> <p>L₁ = 1/2" (12.7 mm) N.O. and N.C.</p>	<p>2-1/16" (52.4 mm) 1-1/2" (38.1 mm) 1" (25.4 mm) 1-1/2" DIA. (38.1 mm) 1/8" NPT 1/2" HEX (12.7 mm) L₁†</p> <p>L₁ = 5/8" (15.7 mm) N.O.; 3/4" (19.1 mm) N.C.</p>	<p>2-21/64" (59.1 mm) 1-45/64" (42.8 mm) 1-7/32" (31.0 mm) 1-1/32" DIA. (26.2 mm) 1/8" NPT 1/2" HEX (12.7 mm) L₁†</p> <p>L₁ = 37/64" (14.5 mm) N.O.; 53/64" (20.8 mm) N.C.</p>

†L₁ = Switch actuation level, nominal (based on a liquid specific gravity of 1.0).

Common Specifications

Electrical Termination: No. 22 AWG, 24" L., Polymeric Lead Wires, (except Part No. 79990 which has Teflon® Lead Wires).

Approvals: Series Nos. LS-1700, LS-1750 and LS-1755 are U.L. Recognized – File No. E45168 and CSA Listed – File No. 30200.

Switch Operation: Units are shipped N.O. unless otherwise specified. Selectable, N.O. or N.C., by inverting float on unit stem (except for LS-1700 Series switches with Teflon® Floats; see selection in "How to Order" table).

How To Order – Select Part Number based on specifications required.

Series Number	Material			Min. Liquid Sp. Gr.	Operating Temperature	Pressure, PSI, Max.**	Switch* SPST	Part Number
	Stem and Mounting	Float	Other Wetted					
LS-1700	Brass	Buna N	316 S.S., Epoxy	.45	Water: to 180°F (82.2°C) Oil: -40°F to +300°F (-40°C to +149°C)	300	20 VA	01701 ⚡
	316 S.S.						20 VA	01702 ⚡
	316 S.S.	Teflon®		.85	-40°F to +250°F (-40°C to +121.1°C)	1000	20 VA, N.O.	26791 ⚡
							20 VA, N.C.	27980 ⚡
LS-1750	316 S.S.	316 S.S.	316 S.S.	.70	-40°F to +300°F (-40°C to +148.9°C) -40°F to +480°F (-40°C to +204.4°C)	100	20 VA	01750 ⚡
							20 VA	79990 ⚡
LS-1755	316 S.S.	316 S.S.	316 S.S.	.90	-40°F to +300°F (-40°C to +148.9°C)	275	20 VA	01755 ⚡

* See "Electrical Data" on Page X-5 for more information.

** Higher pressures are temperature dependent.