

FS-380 Series – Compact Flow Switch for High Inline Pressures

Flow Rate Settings: 0.25 GPM to 2.00 GPM
Port Size: 3/8" NPT Male
Primary Construction Material: Brass or Stainless Steel
Setting Type: Fixed

These rugged inline flow switches use 100 micron filtration and are less susceptible to clogging than other high-pressure inline flow switches. The one-piece magnetic PPS composite piston makes the FS-380 ideal for high-pressure applications such as industrial cleaning equipment or high-pressure lubrication systems. The FS-380 is also an excellent choice for semicon cooling applications where simple design and reliable operation are required.

Specifications

Wetted Materials	
Housing	Brass or Stainless Steel
Piston	PPS Composite
Spring	316 Stainless Steel
O-Ring	Fluorocarbon
Operating Pressure, Maximum	1500 PSI
Operating Temperature	-20°F to +275°F (-28.8°C to +135°C)
Set Point Accuracy	±20% Maximum
Set Point Differential	20% Maximum
Switch*	SPST, 20VA, N.O. at no Flow
Electrical Termination	No. 22 AWG, 24" to 26" Polymeric leads

*See "Electrical Data" on Page D-4 for more information.

How To Order – Standard Models

Specify Part Number based on flow settings.

Flow Settings GPM	3/8" NPT Male		3/8" Tube Compression Fitting	1/2" NPT Male
	Brass	Stainless Steel	Stainless Steel	Brass
0.25	168432 ↗	179992 ↗	177592 ↗	192562
0.50	168433 ↗	179993 ↗	177593 ↗	192563
1.00	168434 ↗	179994 ↗	177594 ↗	192564
1.50	168435 ↗	179995	177595	192566
2.00	178353	179996	-	192567

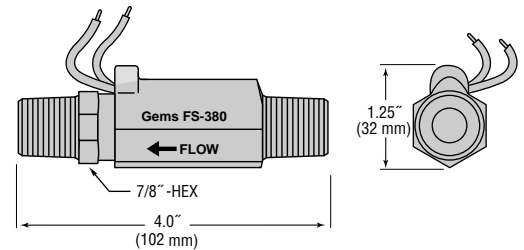


CE U.L. Recognized
File No. E31926

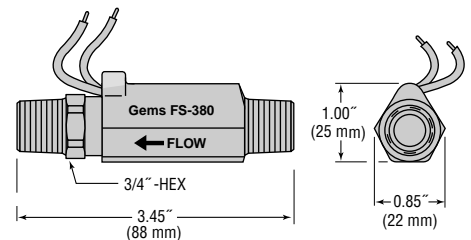
FLOW SENSORS

Dimensions

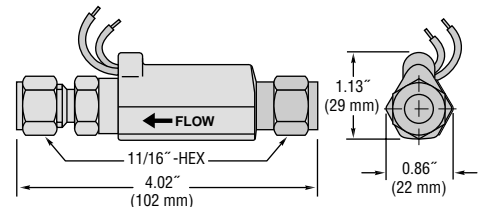
1/2" NPT Ports



3/8" NPT Ports



3/8" Tube End Compression Fitting



Pressure Drop – Typical

