



*McDonnell & Miller flow switch  
thread identification markings...*

# BSPT (R type) vs NPT:

*FS5 inline model*




Chamfer  
for BSP




No chamfer  
for NPT

# BSPT (R type) vs NPT:

*FS1 + FS6 inline models*




Chamfer  
for BSP




No chamfer  
for NPT

# BSPT (R type) vs NPT:

*FS4 + FS8 insertion models (1" thread)*



Machined notch for BSP



No notch for NPT

# BSPT (R type) vs NPT:

*FS7 inline model (1 1/4" thread)*



Chamfer  
for BSP



No chamfer  
for NPT